

Monthly Statistical Report

July 2009



Circulation by Material Type (all locations)				
	Jul. '08	Jul. '09	YDT 2008	YDT 2009
Audiobook	9,010	8582	66,307	60,176
Fiction	16,288	16863	93,486	96,809
Nonfiction	11,863	11790	82,244	80,116
Children's	11,257	14592	81,622	80,409
Video	39,282	41417	280,358	281,036
Periodicals	2,402	2266	16,364	14,964
E-Content	173	286	1,728	2,039
Misc.	114	29	259	278
Total	90,389	95,825	622,368	615,827

Circulation by Location				
	Jul. '08	Jul. '09	YDT 2008	YDT 2009
Bookmobile	1,106	881	5,864	5209
Delaware	12,286	11,348	77,988	71578
Howe	2,773	4,023	20,455	23213
Main	64,751	63,606	431,933	419639
North Albany	3,936	5,778	27,660	35365
Pine Hills	5,537	10,189	58,468	60823
Total	90,389	95,825	622,368	615,827

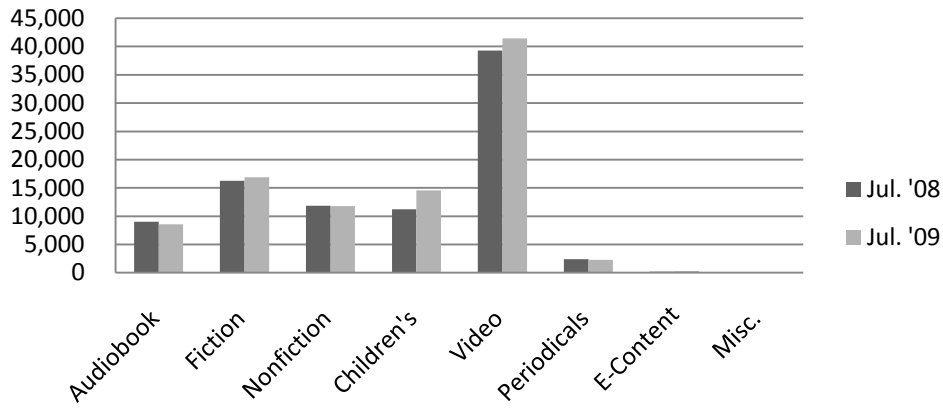
Computer Use				
	Jul. '08	Jul. '09	YDT 2008	YDT 2009
Delaware	1,853	1,770	7,095	10,539
Howe	1,092	992	7,614	7,319
Main	7,202	7,421	42,704	49,912
North Albany	940	890	5,440	6,332
Pine Hills	767	1,460	6,983	8,103
Total	11,854	12,533	69,836	82,205

Reference Transactions				
	Jul. '08	Jul. '09	YDT 2008	YDT 2009
Bookmobile	115	110	763	1,068
Delaware	405	810	2,474	3,923
Howe	172	380	1,449	2,537
Main	5,335	6,128	32,378	38,437
North Albany	118	132	699	1,099
Pine Hills	223	427	2,549	2,347
Total	6,368	7,987	40,312	49,411

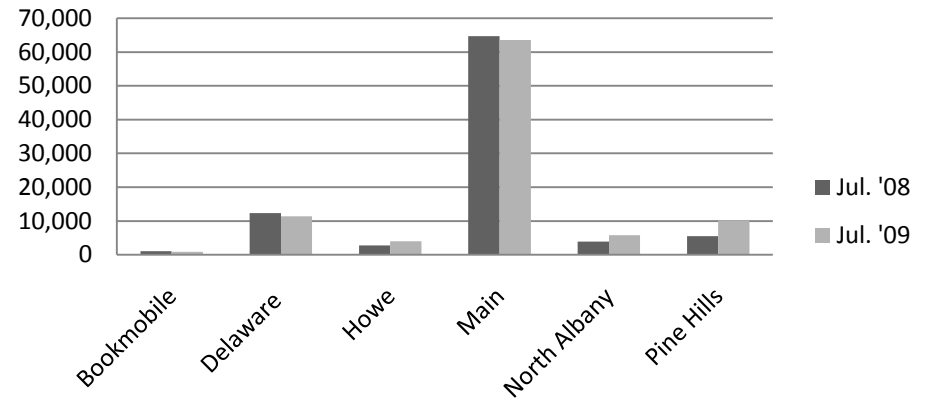
Door Count				
	Jul. '08	Jul. '09	YDT 2008	YDT 2009
Bookmobile	673	945	2,516	3,772
Delaware	8,304	10,026	46,575	54,478
Howe	5,859	4,858	12,605	34,019
Main	54,864	40,586	262,613	321,888
North Albany	4,209	4,773	27,674	30,755
Pine Hills	990	8,096	40,297	47,613
Total	74,899	69,284	392,280	492,525

New Borrower Registrations				
	Jul. '08	Jul. '09	YDT 2008	YDT 2009
Bookmobile	25	15	78	96
Delaware	111	85	412	411
Howe	40	40	221	219
Main	538	323	2,306	1,947
North Albany	17	25	78	92
Pine Hills	92	29	464	251
Total	823	517	3,559	3,016

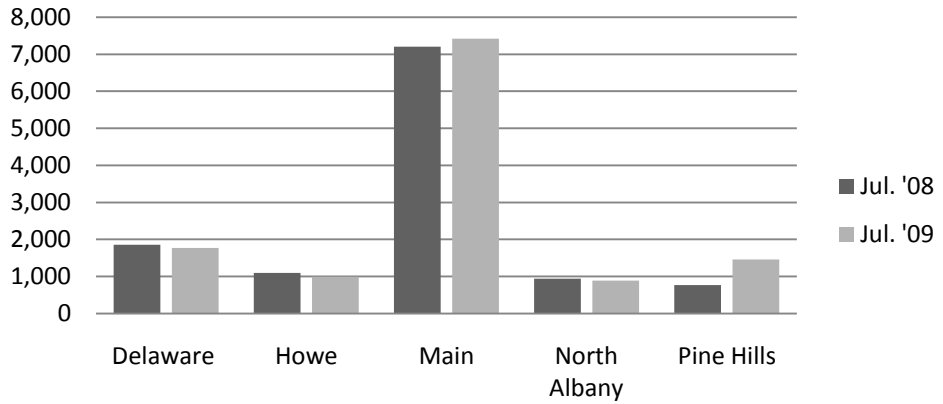
Circulation by Material Type



Circulation by Location



Computer Use



Reference Transactions

