

Monthly Statistical Report

December 2009



Circulation by Material Type (all locations)				
	Dec. '08	Dec. '09	YDT 2008	YDT 2009
Audiobook	8,627	8,991	111,092	101,535
Fiction	12,683	13,475	161,980	166,843
Nonfiction	10,696	11,238	136,733	136,010
Children's	10,333	11,068	139,184	137,706
Video	40,249	39,170	474,386	469,387
Periodicals	1,903	1,388	26,691	23,642
E-Content	254	300	2,902	3,721
Misc.	76	-	661	485
Total	84,821	85,630	1,053,629	1,039,329

Circulation by Location				
	Dec. '08	Dec. '09	YDT 2008	YDT 2009
Bookmobile	519	496	9,613	8,735
Delaware *	10,401	2,199	132,444	112,326
Howe	3,461	2,417	36,770	37,215
Main	57,429	54,490	729,760	711,028
North Albany	4,589	4,361	49,156	59,725
Pine Hills	8,422	21,667	95,886	110,300
Total	84,821	85,630	1,053,629	1,039,329

*Delaware closed

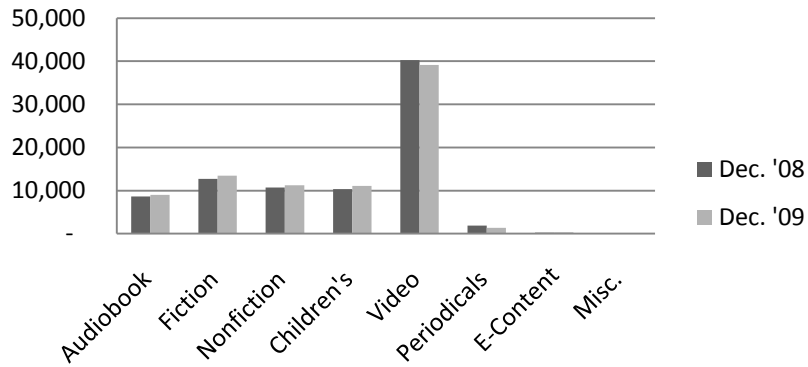
Computer Use				
	Dec. '08	Dec. '09	YDT 2008	YDT 2009
Delaware	1,226	0	15,640	16,314
Howe	875	198	14,015	12,374
Main	6,724	5,457	84,695	83,413
North Albany	959	864	11,160	11,008
Pine Hills	903	1,475	12,960	12,381
Total	10,687	7,994	138,470	135,490

Reference Transactions				
	Dec. '08	Dec. '09	YDT 2008	YDT 2009
Bookmobile	80	82	1,377	1,170
Delaware	381	0	4,953	6,104
Howe	225	198	2,650	4,093
Main	4,053	5,457	62,006	67,245
North Albany	121	99	1,396	1,803
Pine Hills	316	338	4,532	3,632
Total	5,176	6,174	76,914	84,047

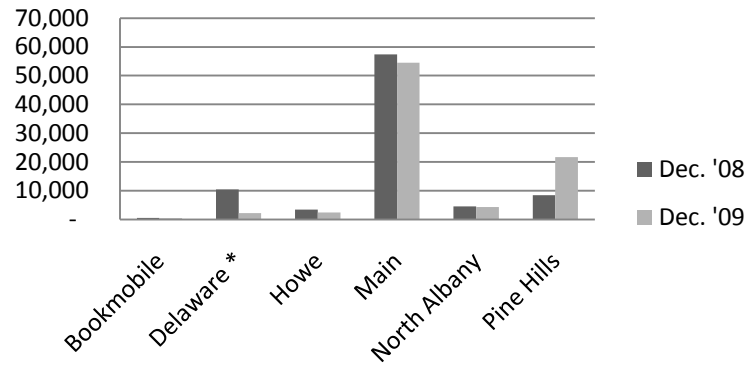
Door Count				
	Dec. '08	Dec. '09	YDT 2008	YDT 2009
Bookmobile	297	327	5,093	5,020
Delaware	6,499	0	93,292	94,055
Howe	4,401	4,094	42,342	54,808
Main	47,349	45,359	551,766	547,624
North Albany	3,902	4,130	51,780	53,129
Pine Hills	5,893	22,147	68,856	86,977
Total	68,341	76,057	813,129	841,613

New Borrower Registrations				
	Dec. '08	Dec. '09	YDT 2008	YDT 2009
Bookmobile	4	5	248	180
Delaware	36	25	996	646
Howe	30	17	465	365
Main	301	244	5,447	3,417
North Albany	5	13	179	178
Pine Hills	50	143	991	553
Total	426	447	8,326	5,339

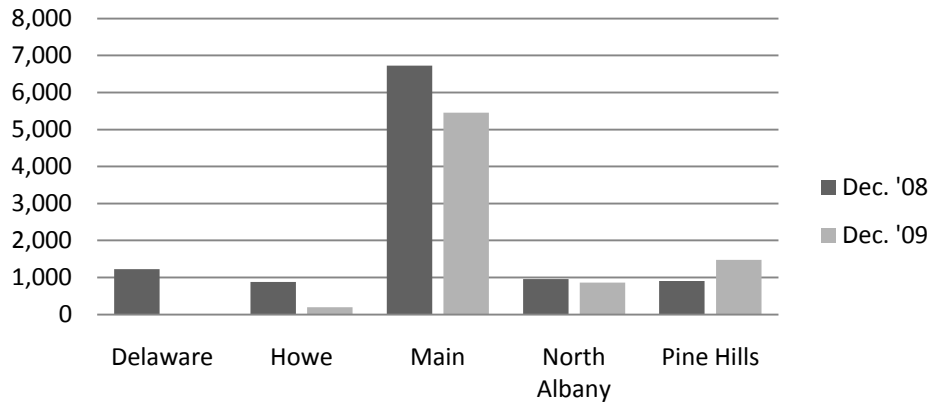
Circulation by Material Type



Circulation by Location



Computer Use



Reference Transactions

