

Monthly Statistical Report

August 2009



Circulation by Material Type (all locations)				
	Aug. '08	Aug. '09	YDT 2008	YDT 2009
Audiobook	8539	7,993	74,846	68,169
Fiction	15456	15,862	108,942	112,671
Nonfiction	10768	11,347	93,012	91,463
Children's	11663	12,733	93,285	93,142
Video	36610	38,673	316,968	319,709
Periodicals	2240	1,855	18,604	16,819
E-Content	187	340	1,915	2,379
Misc.	90	24	349	302
Total	85,553	88,827	707,921	704,654

Circulation by Location				
	Aug. '08	Aug. '09	YDT 2008	YDT 2009
Bookmobile	936	1,049	6,800	6,258
Delaware	11,731	10,386	89,719	81,964
Howe	2,998	3,392	23,453	26,605
Main	59,418	59,901	491,351	479,540
North Albany	3,717	5,089	31,377	40,454
Pine Hills	6,753	9,010	65,221	69,833
Total	85,553	88,827	707,921	704,654

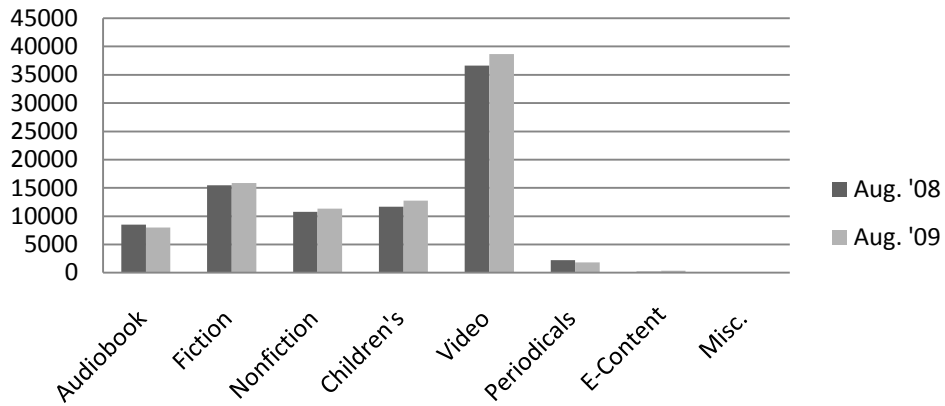
Computer Use				
	Aug. '08	Aug. '09	YDT 2008	YDT 2009
Delaware	1,210	1,171	10,158	11,710
Howe	1,212	788	9,918	8,107
Main	7,050	7,468	56,956	57,380
North Albany	883	832	7,263	7,164
Pine Hills	996	1,191	8,746	9,294
Total	11,351	11,450	93,041	93,655

Reference Transactions				
	Aug. '08	Aug. '09	YDT 2008	YDT 2009
Bookmobile	96	161	859	1,119
Delaware	432	517	3,311	4,440
Howe	193	517	1,814	3,054
Main	4,766	6,184	42,479	44,621
North Albany	99	150	916	1,249
Pine Hills	365	487	3,137	2,834
Total	5,951	8,016	52,516	57,317

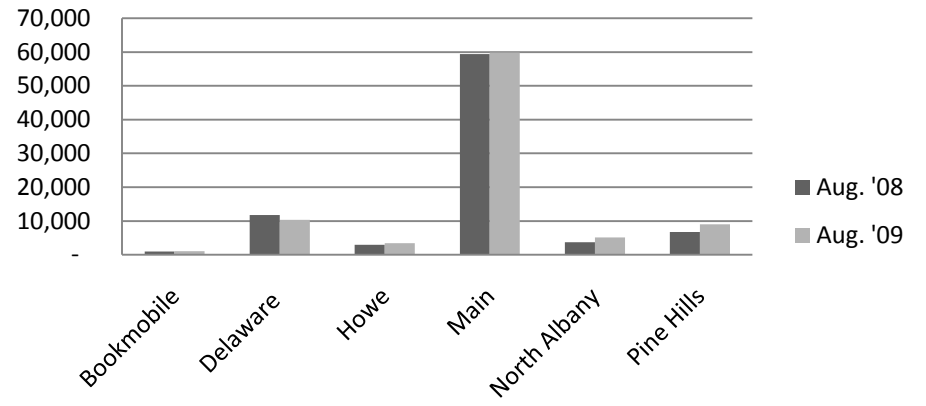
Door Count				
	Aug. '08	Aug. '09	YDT 2008	YDT 2009
Bookmobile	387	547	2,903	3,374
Delaware	7,327	10,766	62,206	65,244
Howe	5,206	4,859	23,670	38,878
Main	41,000	44,265	358,477	366,153
North Albany	3,904	4,995	35,787	35,750
Pine Hills	4,024	6,910	45,311	54,523
Total	61,848	72,342	528,354	563,922

New Borrower Registrations				
	Aug. '08	Aug. '09	YDT 2008	YDT 2009
Bookmobile	19	41	97	122
Delaware	100	75	623	486
Howe	40	45	301	264
Main	506	327	3,350	2,274
North Albany	21	25	116	117
Pine Hills	103	31	659	282
Total	789	544	5,146	3,545

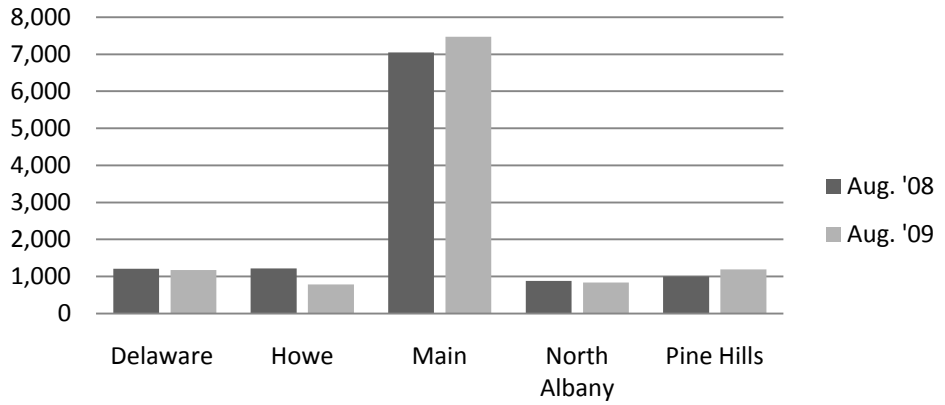
Circulation by Material Type



Circulation by Location



Computer Use



Reference Transactions

